


BOSS[®]


USERS **GROUP** **VOL.6** **NO.1**



Nickelback



the BOSS BR-1180CD
Digital Recording Studio



SYSTEM OF A DOWN

**Win FREE Gear in BOSS'
Buggin' Out Contest!**

(see page 6)

Publishers:

Dennis Houlihan, Chris Bristol

Editors:

Kellie Wilkie, Paul Youngblood

Head Writer/Copy Editor:

Erik Hanson

Writer/Assistant Copy Editor:

Pablo La Rosa

Production Manager:

Jo Connors

Artist Relations:

Tara Callahan

Art Direction/Illustration/Layout:

the Brainyard

Editorial Contributors:

Erik Hanson, Pablo La Rosa, Paul Youngblood, Jon Chappell, Marty Friedman, Sam Molineaux, Lachlan Westfall. Special thanks to Adam Cooper at guitargeek.com and Dave Olsen at Warner Bros. Publications.

We are not responsible for unsolicited material, which must be accompanied by return postage. All mail will be treated as unconditionally assigned for publication and subject to Roland Corporation U.S.'s unrestricted right to edit and comment. Roland Corporation U.S. assumes no responsibility for errors in articles or advertisements, and opinions expressed by authors/artists are not necessarily those of Roland Corporation U.S. All trademarks are property of their respective owners. Specifications and appearances are subject to change without notice.



FaxBack Info: Look for this icon for the FaxBack numbers of many products featured in this magazine. Call (323)890-3780 to have FaxBack information faxed to you 24 hours a day. Visit us online at www.BossUS.com.

BOSS Users Group magazine is published by Roland Corporation U.S., 5100 S. Eastern Avenue, P.O. Box 910921, Los Angeles, CA 90091-0921. Each separate contribution to Volume 6, Number 1, and the issue as a collective work, are copyright © 2002 by Roland Corporation U.S. All rights reserved.



Nickelback - 26 After nine months of intense touring, Nickelback guitarist Ryan Peake took a break to talk with *BUG* about life on the road and the success of their album *Silver Side Up*. Peake also gave us a peek (no pun intended... O.K. we really did intend it and we're sorry) at his pedalboard, where we found plenty of BOSS pedals including his favorite, the DD-3 Delay.



Tech Talk - 52 Inside the new BOSS V-Wah™ is some serious electronic wizardry. Peter Swadon explains everything you need to know from infrared sensors to COSM™ modeling.

d e p a r t

Fret Buzz - 4 This issue's Fret Buzz is chock-full of interviews: ex-Megadeth guitarist Marty Friedman, rock bands 3 Doors Down and Dishwalla, plus electric guitar virtuosos John Petrucci and Larry Carlton. You'll also get the scoop on *The BOSS Book*, *V-Bass Demo Video*, *Guitar Masters CD* and the latest *Guitar Effects Guidebook*.

Hardware - 20 Check out all the latest BOSS gear, including the BR-1180 Digital Recording Studio, the DD-6 Digital Delay and RV-5 Digital Reverb, and the Cube-15, Cube-30, and VGA-3 amplifiers.

Artist Rigs - 36 Ever wonder what gear your favorite guitarists are using in their pedalboards and rigs? Get the answers here, courtesy of guitargeek.com.

Hands On - 42 Jim Bybee gives you the play-by-play as he records a demo and burns a CD using the new BOSS BR-1180CD Digital Recording Studio. Advantage: BOSS.


"Freako Slap"



Johnny's Pedal Combinations

Eddie Van Halen made one of the coolest delay effects popular on his solo piece "Cathedral." With this effect, a single echo plays between each note you play. For this example, we're going to change Eddie's volume swells into a rhythmic slap of the strings. We'll start by connecting a DS-1 Distortion into a BF-3 Flanger, then plug in a DD-3 Delay last in the chain. Set the DS-1 to moderate distortion level and set the BF-3 for a wide sweep using Ultra mode. Finally, set the DD-3 to a single slap with the effects level all the way up. Dial in the delay time to about 150ms. Now let's do it. Mute the strings with your left hand on the neck and slap over the pickups with your right palm. Slap in different places to vary the sound.

"Melt Your Face Off"




For a truly wicked metal sound, connect an OD-20 Drive Zone to an EQ-20 Advanced EQ, then plug into an RV-3 Reverb/Delay. Set the OD-20's Drive Type to "MT-2" and press the Variation button—giving you the dead-on sound of a Metal Zone pedal. Crank the Gain and Bottom controls and then blend in a little touch of Heavy Octave for ultra lows. You can scoop out a bunch of mids on the EQ-20 Advanced EQ by choosing Preset #9. For some ambience, blend in some 'verb and delay using Mode 4 on the RV-3. Warning: these settings will change a little combo amp into a fire-breathing behemoth!

"Lead Bassist"



When playing a rockin' bass solo, there's no better overdrive than the ODB-3 Bass Overdrive. This pedal gives you a rich, warm overdriven sound along with the clarity you need to cut through the mix. The SYB-3 Bass Synthesizer, on the other hand, can add a synth-like wave and filter effect to create the illusion of a backing instrument as you solo over the top. Connect the bass to the ODB-3's input, then go out to the SYB-3. Connect the effected sound (SYB-3 Output A) into amp one; the dry sound (SYB-3 Output B) goes into amp two. While holding down the SYB-3's effect pedal, solo with the ODB-3 distortion effect turned on and drive your neighbors crazy.

"Save the Trees"



Turn your electric guitar into a deep-bodied acoustic-electric with the AC-2 Acoustic Simulator's "Jumbo" setting. Then, for a rich, warm chorus sound, plug into the CE-20 Chorus Ensemble and set it for "Acoustic Chorus". The CE-20's Ambience and Brilliance switches add the necessary rich chorus and subtle reverberation along with some high-end sparkle. You can add more depth to your tone by turning up the Ambience. Try this setup and save a tree!